MUSEUM OF THE AMERICAN REVOLUTION

# Download the Timeline *of the* American Revolution App

Please visit pwa.timeline.amrevmuseum.org and use a supported browser to download the app. Supported desktop browsers include Chrome and Edge, while supported mobile browsers include Safari (iOS) as well as Chrome and Firefox (Android).

Follow the steps below based on your browser and device.

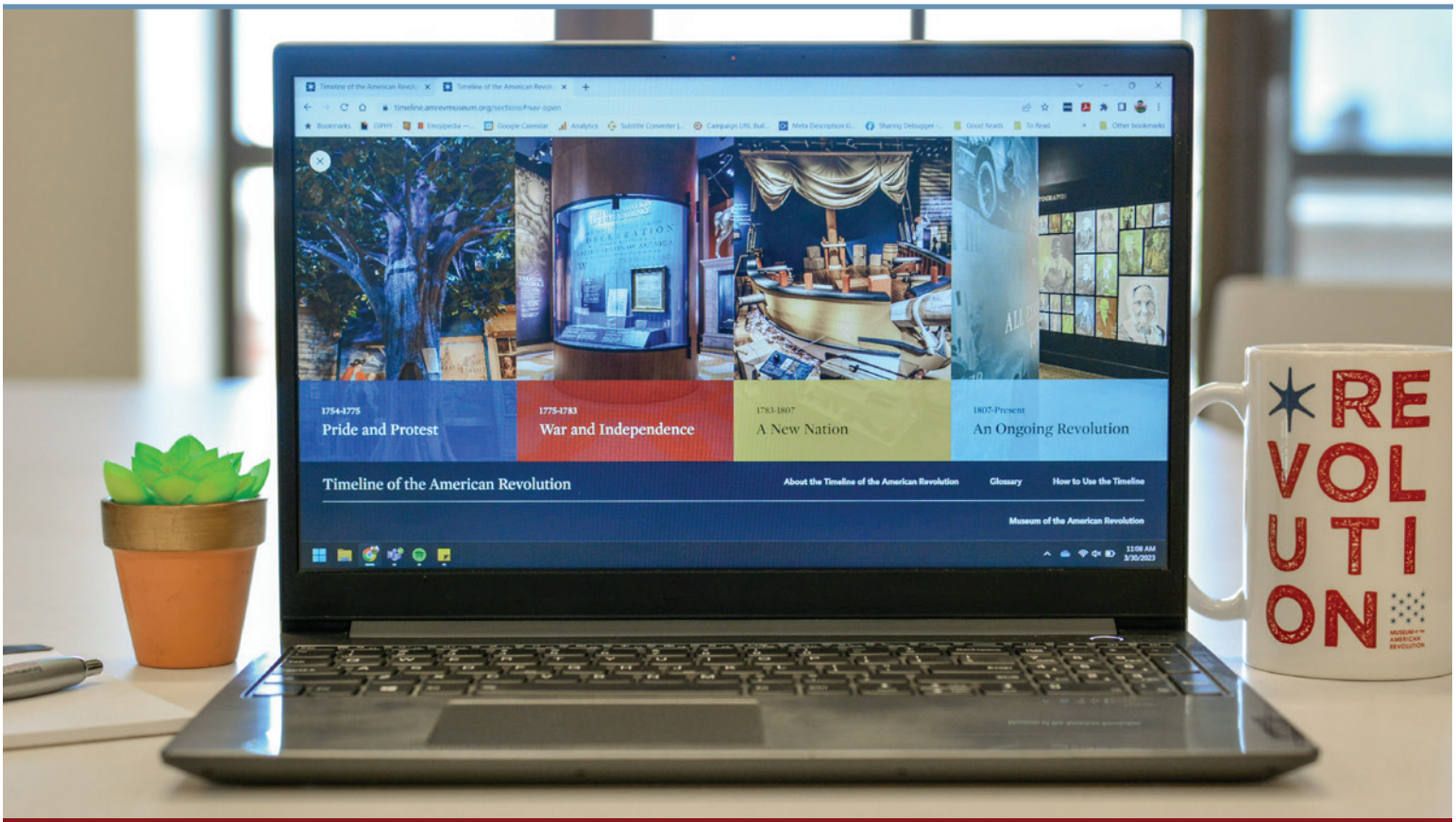

# DOWNLOAD THE APP ON A DESKTOP WHILE USING A CHROME BROWSER

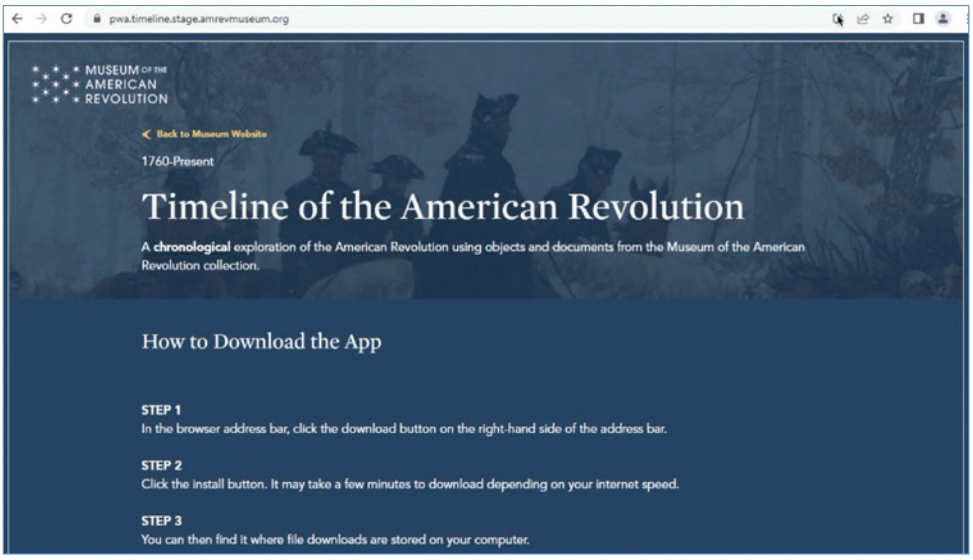


**STEP 1**

Click the download button on the right-hand side within the browser address bar.

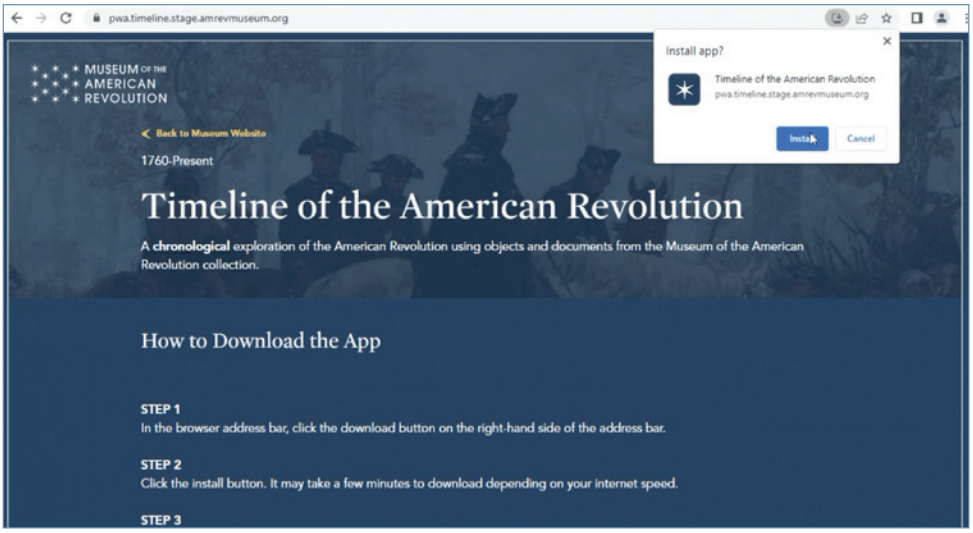


**STEP 2**

Click the install button. It may take a few minutes to download depending on your internet speed.

**STEP 3**

Locate the file in your Downloads folder or wherever downloads are stored on your computer.

**STEP 4**

Create a desktop icon for the app by dragging the downloaded app from the folder to your computer's desktop.

# DOWNLOAD THE APP ON A DESKTOP WHILE USING A MICROSOFT EDGE BROWSER

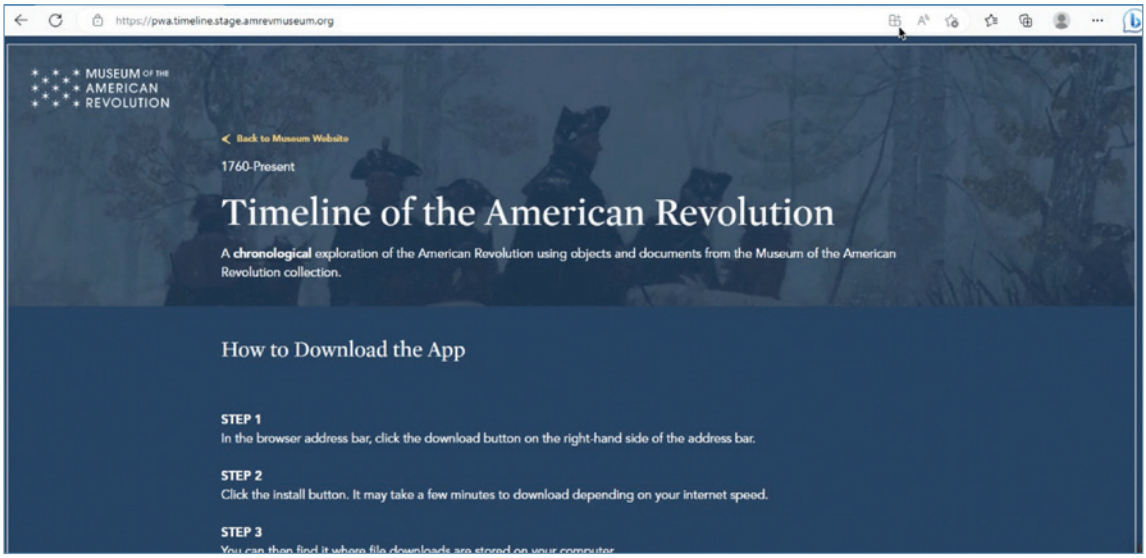


**STEP 1**

In the browser address bar, click the download button on the right-hand side of the address bar.

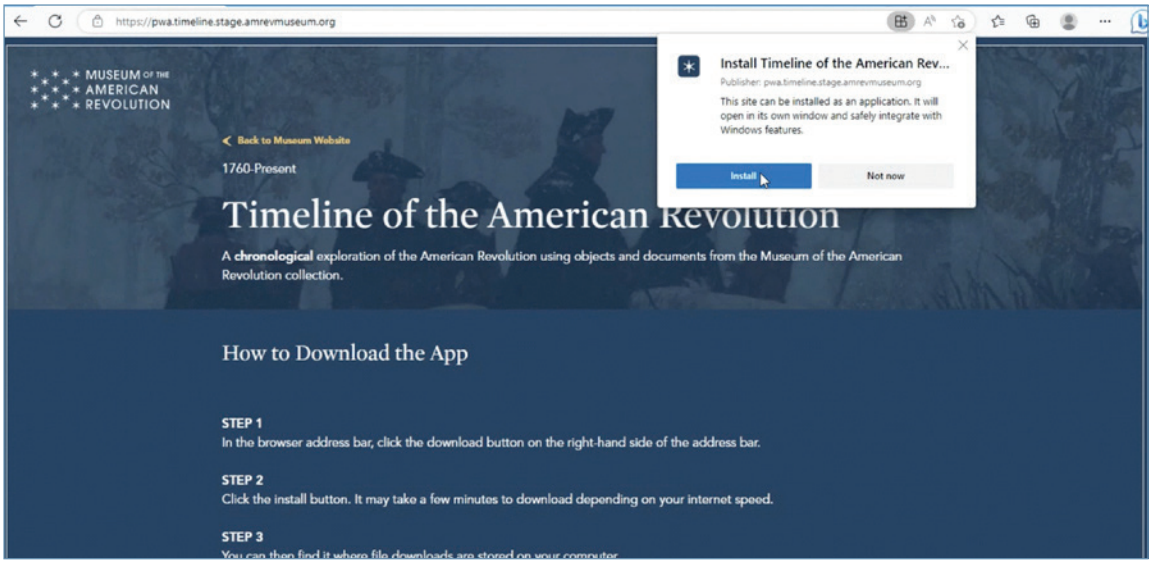


**STEP 2**

Click the install button. It may take a few minutes to download depending on your internet speed.

**STEP 3**

You can then find it where file downloads are stored on your computer.

**STEP 4**

You can create a desktop icon for the app by dragging the downloaded app from the recently downloaded folder to your desktop.

# DOWNLOAD THE APP ON AN APPLE MOBILE DEVICE WHILE USING A SAFARI BROWSER

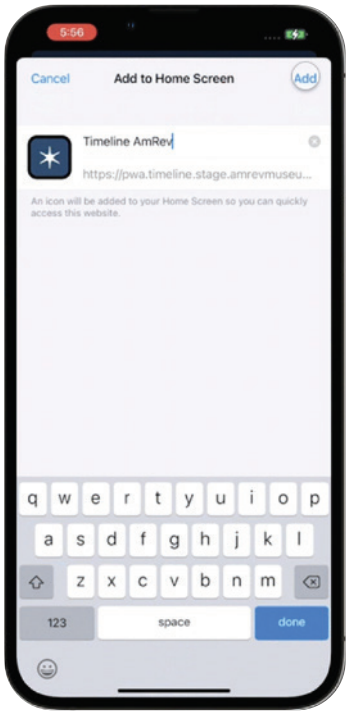


**STEP 1**

In the browser address bar, select the share button on the center of the address bar.

**STEP 2**

Select the Add to Home Screen option. It may take a few minutes to download depending on your internet speed.

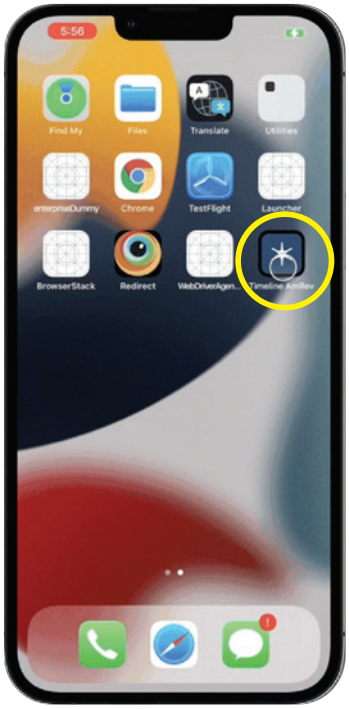


**STEP 3**

Once downloaded, the Timeline will show on your device as an app on your device.

# DOWNLOAD THE APP ON AN ANDROID MOBILE DEVICE WHILE USING A FIREFOX BROWSER

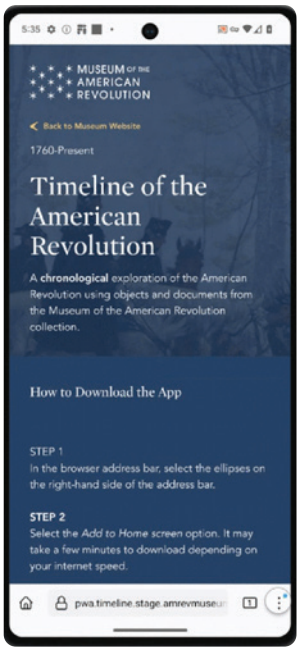


**STEP 1**

In the browser address bar, select the ellipses on the right-hand side of the address bar.

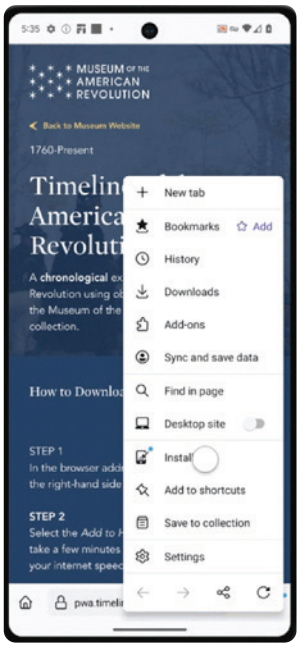


**STEP 2**

Select the Add to Home screen option. It may take a few minutes to download depending on your internet speed.

**STEP 3**

You will be prompted to add it to your home screen. Select to add it to the home screen.

**STEP 4**

Once added to the home screen, the Timeline will show on your device as an app on your device.

# DOWNLOAD THE APP ON AN ANDROID MOBILE DEVICE WHILE USING A CHROME BROWSER

**STEP 1**

In the browser address bar, select the ellipses on the right-hand side of the address bar.

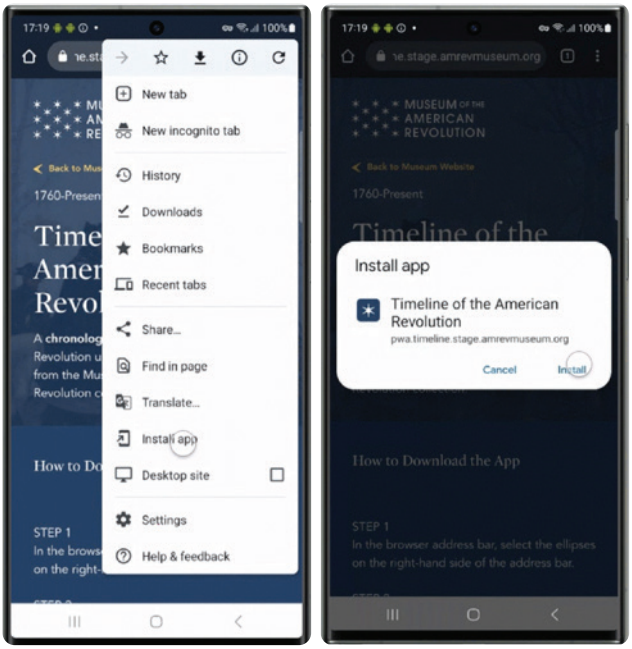


**STEP 2**

Select the Install App option. It may take a few minutes to download depending on your internet speed.

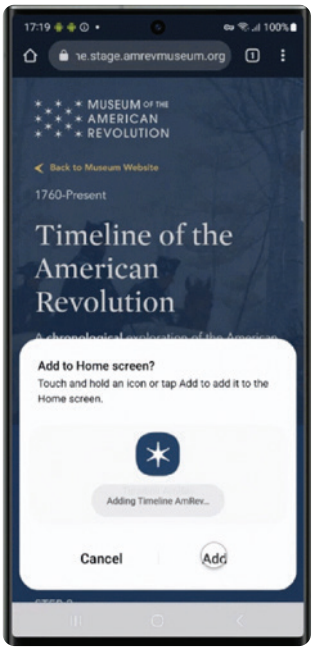


**STEP 3**

It will prompt you to add it to your home screen. Select to add it to the home screen.

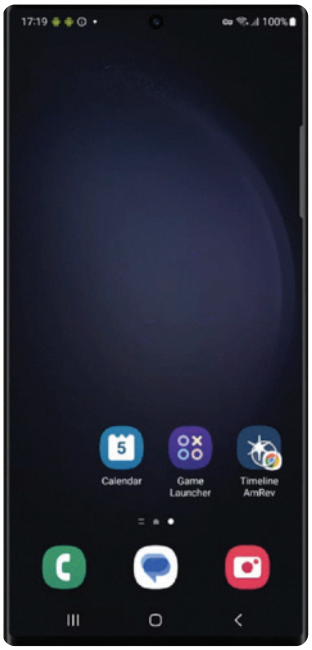


**STEP 4**

Once added to the home screen, the Timeline will show on your device as an app on your device.