


## CRAFT YOUR OWN RIBBON

In 1825, the Marquis de Lafayette attended a special ceremony and laid the corner stone for the Bunker Hill Monument in Boston, memorializing the first large battle of the Revolutionary War. At that ceremony, surviving veterans each received commemorative ribbons, a testament to their service fifty years before. Though many of these ribbons have been lost to time, the Museum owns three that belonged to one Revolutionary War veteran, a man named Solomon Smith of Acton, Massachusetts. You can create your own at home, commemorating members of our armed forces who have served the cause of liberty from the Revolutionary War until today.



### MATERIALS

- Scissors
- Glue
- Markers, colored pencils, etc.
- Printout of Craft Your Own Ribbon worksheet



### DIRECTIONS

1. Print the worksheet.
2. Cut out the ribbon.
3. Cut out the decoration templates and glue them to your ribbon.
4. Color the ribbon to make it your own!




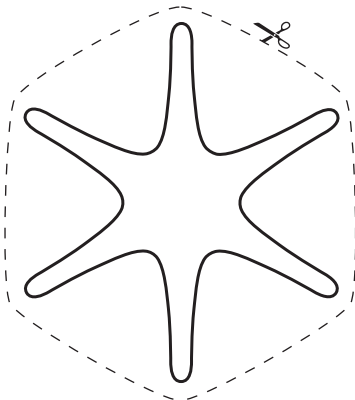

## CRAFT YOUR OWN RIBBON

### MATERIALS

- scissors
- glue
- markers, colored pencils, etc.

### DIRECTIONS

1. Print this page.
2. Cut out the ribbon.
3. Cut out the decoration templates and glue them to your ribbon.
4. Color the ribbon to make it your own!



SHARE YOUR WORK WITH US!

   @AmRevMuseum

**MEMORIAL DAY**  
\* 2020 \*

*“Freedom is a light  
for which many men  
have died in darkness.”*

- George Washington